



Archbold Patient Connect

Archbold is transitioning to a new patient portal to better serve you. With Archbold Patient Connect, you will now be able to conveniently access all of your hospital and outpatient records in one place.

Sign up today to request your medical information or to view, download or transmit:

- A summary of your hospital stay
- Select lab and radiology results
- Educational materials

Using your secure password, you can log into Archbold Patient Connect 24 hours a day, 7 days a week from the comfort and privacy of your home or office. When you sign up for Archbold Patient Connect, you will have secure and convenient access to your medical information, including lab and radiology results.

Helpful Tips

- Self-Enrollment is the fastest and most convenient way to access Archbold Patient Connect; see reverse for details.
- All users of our former patient portal, ArchHIE, must sign up for a new account with Archbold Patient Connect.
- If you think you have a medical or psychiatric emergency, please call 911 immediately or go to the nearest hospital.

Health Management App Connect

Archbold is dedicated to helping improve your overall health care experience by providing convenient, streamlined resources to help you better manage your health. We now offer the ability to securely connect health management apps to your health record. This new process provides access to your health and wellness data that will enable you and your care team to make informed choices. Once we receive your request, Archbold will work with the appropriate vendors to determine if they meet the technical requirements to establish a secure connection. At Archbold, we're focused on enhancing your overall patient experience.

What information can I see on the Archbold Patient Connect?

- Archbold Patient Connect includes information from hospital visits after March 2013.
- Beginning May 1, 2024 Archbold Clinics, Archbold Cancer Center, Cardiology Consultants of South Georgia, and VITA Vascular/Surgery will be integrated into one Portal, Archbold Patient Connect. This change will allow you to see hospital appointments, as well as clinic appointments in one convenient location, in addition to exam results (mentioned below), and some documentation such as office notes and discharge instructions.
- Patients may view, download and transmit lab results.
- Basic radiology films (X-rays) are also available. More extensive radiology diagnostics such as CT and MRI are limited at this time.
- Laboratory and Radiology information is available in Archbold Patient Connect 72 hours after it has been completed.

We strongly recommend you print your results from patient connect, and review them and any other results with your physician.

Questions

For more information about Archbold Patient Connect or Health Management app, please visit www.archbold.org/patientconnect or call 229.227.5050.

*Please note: If you are a current user of our former patient portal, ArchHIE, no new patient information will be updated in ArchHIE after April 30, 2024.

[HTTPS://CONNECT.ARCHBOLD.ORG/](https://connect.archbold.org/)



Archbold Patient Connect – Self-Enrollment Instructions

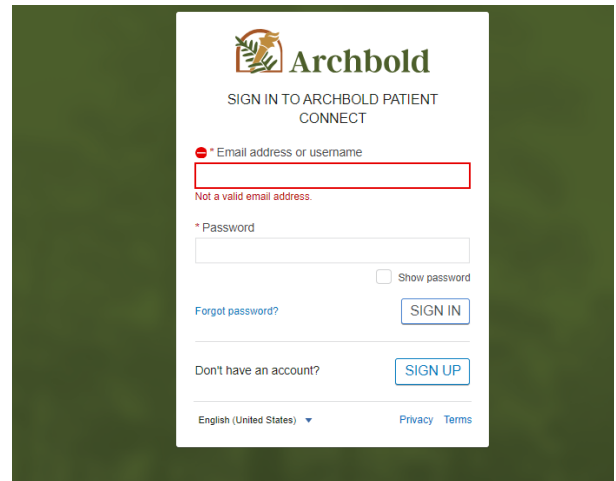
Step 1.

Visit <https://connect.archbold.org/>

If this is a new account, click 'Sign Up' and follow the instructions below.

If you already have an account, click 'Sign In'.

Only follow the rest of the instructions if this is a new account.

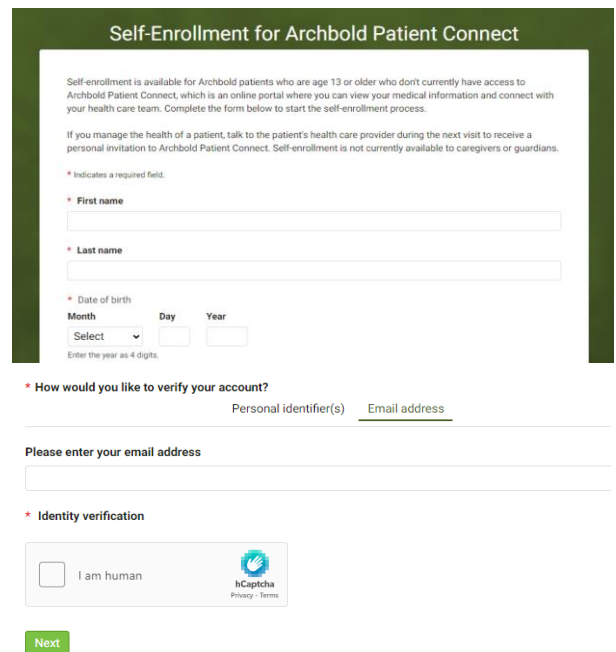


Step 2.

Enter your Last Name and Date of Birth in the correct format, then you may choose to enter your email address or your Social Security Number to verify your Identity.

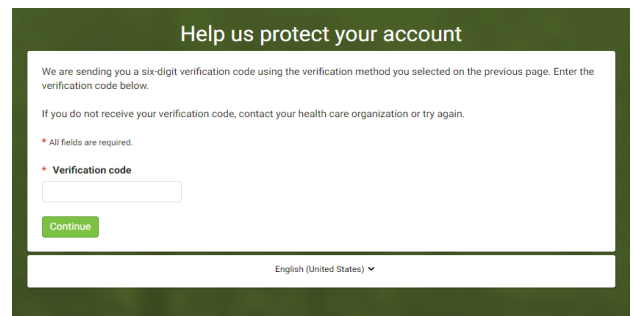
NOTE: the information you enter must match what is in your record currently, if not you will get an error message.

If you get an error you will need to contact the Archbold clinic you are a patient at or email patientportal@archbold.org for assistance.



Step 3.

If the information you entered matches what is currently in our records, you will be sent a six-digit verification code that will need to enter as seen to the right.



Step 4.

After entering the correct verification code that was sent to you, you will be redirected to a Patient Match confirmation page. Select "next" and you will be redirected to a page where you will set up your username and password.

Step 5.

Log in using the User Name and Password you created

More Information Needed?

If you receive a message saying you don't qualify for self-enrollment, the Health Information Management Department will need to assist with your enrollment. Please visit www.archbold.org/patientconnect and scroll to the More Information Needed section to access an online form.